

# SECOND GRADE


START WITH BLACK CRAYONS!

②


9x12"




1. Write name on back of paper




2. draw rectangles in different sizes




3. draw another row of rectangles




4. draw a line of snow down middle of sky




5. draw a sun on one side/moon on other




6. add silly faces to front rectangles



7. add doors to front rectangles



8. add windows to all rectangles



9. add color and other details!

Name: \_\_\_\_\_

# Colors Word Search

PURPLE  
RED  
BLUE  
WHITE  
GREEN

BROWN  
BLACK  
PINK  
ORANGE  
YELLOW




GRAY  
GOLD  
SILVER  
VIOLET



O	R	A	N	G	E	V	K	T	X	B	Z
S	Y	H	G	P	U	R	P	L	E	I	R
F	E	K	B	Z	A	W	P	W	W	I	E
Z	L	D	P	O	B	H	W	B	O	V	D
B	L	U	E	N	P	I	O	R	X	D	W
C	O	P	C	E	T	T	U	O	U	P	T
U	W	P	D	G	Q	E	U	W	I	I	C
S	L	D	O	I	G	N	L	N	W	N	X
I	G	R	E	E	N	H	K	W	C	K	B
Z	N	J	U	J	I	J	U	N	Z	T	T
G	R	A	Y	Y	P	B	L	A	C	K	O
O	Q	F	R	Y	S	U	Z	L	D	F	H
L	C	V	S	I	L	V	E	R	S	M	W
D	D	H	B	N	V	I	O	L	E	T	D





- ① Print your INITIALS in the box (over the lines).
  - ② Try to FILL THE BOX with your two letters.
  - ③ Now color ALL the shapes you helped create!
- ★ Use pattern AND solid color for extra pizzazz!



Initials are the first letter of your first name and the first letter of your last name. (It can include the first letter of your middle name too). My initials are MS!

# COLOR



Primary Colors

--	--	--

Secondary Colors

--	--	--

Complementary Colors

--	--

--	--

--	--

Monochromatic

--	--	--

Warm

Cool



