



name: Kindergarten

week of: Wk 2

# SEND HOME SUB PLANS

Please follow these plans to work with your child.  
\* More detailed directions are on the back. \*

INITIAL	LITERACY	MATH
DAY 1	<ul style="list-style-type: none"><li><input type="checkbox"/> Read To: Fletcher and the Springtime Blossoms</li><li><input type="checkbox"/> Sight Words: flash card review</li><li><input type="checkbox"/> Watch: Between the Lions The Hopping Hen</li><li><input type="checkbox"/> Practice: Write the words for the picture cards</li><li><input type="checkbox"/> Journal: write about a garden</li></ul> <p>* Play all week: Flower Families</p>	<ul style="list-style-type: none"><li><input type="checkbox"/> Watch: Workout to 100</li><li><input type="checkbox"/> Count aloud to 100 and write numbers as high as you can</li><li><input type="checkbox"/> Activity: roll 2 dice and add the numbers</li><li><input type="checkbox"/> Printable: Caterpillar Numbers</li></ul> <p>* Play all week: Fishy Teens</p>
DAY 2	<ul style="list-style-type: none"><li><input type="checkbox"/> Read To: Who's Awake in Springtime?</li><li><input type="checkbox"/> Sight Words: rainbow write the words</li><li><input type="checkbox"/> Watch: Reading CVC Words and Simply Phrases</li><li><input type="checkbox"/> Practice: Roll &amp; Read</li><li><input type="checkbox"/> Journal: write about a bear</li></ul>	<ul style="list-style-type: none"><li><input type="checkbox"/> Watch: Subitize Like a Pirate</li><li><input type="checkbox"/> Count aloud to 100 and write numbers as high as you can</li><li><input type="checkbox"/> Activity: measure 10 items around your house and record it</li><li><input type="checkbox"/> Printable: Let's Measure</li></ul>
DAY 3	<ul style="list-style-type: none"><li><input type="checkbox"/> Read To: The Very Impatient Caterpillar</li><li><input type="checkbox"/> Sight Words: write the room (see directions)</li><li><input type="checkbox"/> Watch: Learn to Read   Rhyming Words for kids</li><li><input type="checkbox"/> Practice: write a sentence for the picture cards (1-6)</li><li><input type="checkbox"/> Journal: write about a caterpillar</li></ul>	<ul style="list-style-type: none"><li><input type="checkbox"/> Watch: How Fast Can You Count</li><li><input type="checkbox"/> Count aloud to 100 and write numbers as high as you can</li><li><input type="checkbox"/> Activity: roll and subtract</li><li><input type="checkbox"/> Printable: Add It Up</li></ul>
DAY 4	<ul style="list-style-type: none"><li><input type="checkbox"/> Read To: In Like a Lion, Out Like a Lamb</li><li><input type="checkbox"/> Sight Words: sensory play</li><li><input type="checkbox"/> Watch: Between the Lions The Popcorn Popper</li><li><input type="checkbox"/> Practice: write a sentence for the word cards (7-12)</li><li><input type="checkbox"/> Journal: write about a baby animal</li></ul>	<ul style="list-style-type: none"><li><input type="checkbox"/> Watch: Subtract Like a Pirate</li><li><input type="checkbox"/> Count aloud to 100 and write numbers as high as you can</li><li><input type="checkbox"/> Activity: play greater than / less than (war) with a deck of card</li><li><input type="checkbox"/> Printable: Cookie Addition</li></ul>
DAY 5	<ul style="list-style-type: none"><li><input type="checkbox"/> Read To: The Bad Seed</li><li><input type="checkbox"/> Sight Words: write the words in sentences</li><li><input type="checkbox"/> Watch: See It, Say It, Sign It</li><li><input type="checkbox"/> Practice: Ben and Tam Printable</li><li><input type="checkbox"/> Journal: write about being a good friend</li></ul>	<ul style="list-style-type: none"><li><input type="checkbox"/> Watch: I Can Say Number Pairs 10</li><li><input type="checkbox"/> Count: aloud to 100 and write numbers as high as you can</li><li><input type="checkbox"/> Activity: play number memory</li><li><input type="checkbox"/> Printable: Baseball Subtraction</li></ul>

Looks like you are going to be learning at home! Exciting!

Here are a few tips:

- Do your best to follow the plans but adjust as needed.
- Revisit some activities like decoding passages.
- You may have received recording pages. If not, just use blank paper and number it for your student.

HOW TO WORK WITH YOUR STUDENT:

**READ TO:** This is a time to read to your child. Most likely you won't have the books suggested for your child. You can purchase the book on Amazon, check the book out from the library or check the internet for someone reading it. The goal here is for them to actively listen to a story. You can also pick a different story to read to them.

**WRITE THE ROOM:** Put the cards around the room and have students find and write them.

**SIGHT WORDS:** We gave you a set of flashcards. These are the words to practice with your student. Each day is a different activity. Do your best to do those activities or switch them to something different.

Review (just flash the cards).

Rainbow write (write the word one time in one color and another time on top with color two, etc.)

Write sentences (write a sentence using the word).

Sensory play (write the word in a tray of rice or in the sand).

**WATCH:** Find the video on YouTube and watch it together. Search the title of the video and you should find it.

**JOURNALING:** Take a blank or lines piece of paper and have your student write a story. Draw a line in the middle. The picture goes on top and the story goes on bottom. Do the picture first to plan. Add labels. Now the story. Think of a sentence for the picture. Keep it simple. Count how many words are in that sentence. Take the first word and sound it out. Your students should spell the sounds they hear not the letters we know unless it's a sight word. After you are done writing, reread the sentence.

**WORD CARDS:** For fun, place them (or hide them) and have your child find them.

**SEND HOME CENTERS:** Color, cut, and glue these games together. Play them throughout the week.

**COUNT ALOUD & WRITE NUMBERS:** Count to 120. On a blank paper, write your numbers as high as you can. The next day, try to write them a little bit higher.

Thank you.

# SEND HOME CENTERS

Create this game to play with your student at home.  
Store in a baggie and save to play throughout the year.

## FLOWER FAMILIES


Put the flower in the dirt by  
middle sound.









©SIMPLYkinder

To prep this game: Cut  
and color the center.  
Store in a plastic bag and  
play all week.

Picture Key: cat, hat, rat,  
bug, hug, rug, frog, dog,  
log, pen, ten, hen







# SEND HOME CENTERS

Create this game to play with your student at home.  
Store in a baggie and save to play throughout the year.


## FISHY TEENS

Match the bowls  
so the numbers  
match the blocks.



To prep this game:

Cut and color the center.  
Store in a plastic bag and  
play all week.





**and**

**like**

**you**

**have**

**me**

**are**

**no**


**is**




PICTURE CARDS

bike, nose, kite, fire, tape, tube, robe, bake, bone, cake, cape, rope


1




2



3



4



5



6



7



8




9




10



11




12



name \_\_\_\_\_

# WRITE THE WORD

Write the words for the cards.



1

\_\_\_\_\_  
-----  
\_\_\_\_\_



2

\_\_\_\_\_  
-----  
\_\_\_\_\_



4

\_\_\_\_\_  
-----  
\_\_\_\_\_


5

\_\_\_\_\_  
-----  
\_\_\_\_\_



3

\_\_\_\_\_  
-----  
\_\_\_\_\_



7

\_\_\_\_\_  
-----  
\_\_\_\_\_

8

\_\_\_\_\_  
-----  
\_\_\_\_\_

9

\_\_\_\_\_  
-----  
\_\_\_\_\_

10

\_\_\_\_\_  
-----  
\_\_\_\_\_

11

\_\_\_\_\_  
-----  
\_\_\_\_\_

12

\_\_\_\_\_  
-----  
\_\_\_\_\_

name \_\_\_\_\_

©SIMPLYkinder

# WRITE THE SENTENCE

Write a sentence for the word cards and draw a small picture.

1

---

---

2

---

---

3

---

---

4

---

---

5

---

---

6

---

---

name \_\_\_\_\_

# WRITE THE SENTENCE

Write a sentence for the word cards and draw a small picture.

**7**

**8**

**9**

**10**


**11**

**12**






Handwriting lines for writing sentences and drawing pictures.

name \_\_\_\_\_

# ROLL & READ



Roll the dice and read the words for the number you roll.


hope	bite	fate	poke	kite	side
rope	late	date	note	fume	tale
pine	fade	site	lake	pipe	hide
cane	wipe	rate	hide	note	file
game	pale	dune	home	tape	mule
note	tune	take	wake	tube	wave
make	cone	sale	nine	robe	hate
					

name

©SIMPLYkinder

## Ben and Tam

Ben is a dog. He can run fast. He can dig in the mud. Tam is a cat. She can run fast. She will not dig in the mud. Ben and Tam like to have fun.



Answer the questions in complete sentences.

1. What can Tam do?

---

---

---

---

---

---

---

---

2. Ben and Tam can both do what?

---

---

---

---

---

---

---

---

name \_\_\_\_\_

Numbers to 100

# CATERPILLAR NUMBERS



Fill in the given section of the hundreds chart.

41			44					49	
		53			56		58		
	62					67			
			74					79	

Start at the given number and fill in the following numbers.

45						
----	--	--	--	--	--	--

71						
----	--	--	--	--	--	--

54						
----	--	--	--	--	--	--

57						
----	--	--	--	--	--	--

name \_\_\_\_\_

Addition to 10

# COOKIE ADDITION

Write the number on the picture and then color them.

3

+3



4

+5



5

+3



6

+2



8

+1



2

+5



6

+4



3

+6



4

+4



3

+4



7

+2



4

+3





name \_\_\_\_\_

©SIMPLYkinder

# Add It Up

Solve the math problems.

$$\begin{array}{r} 3 \\ +1 \\ \hline \end{array}$$

$$\begin{array}{r} 4 \\ +2 \\ \hline \end{array}$$

$$\begin{array}{r} 6 \\ +1 \\ \hline \end{array}$$

$$\begin{array}{r} 2 \\ +5 \\ \hline \end{array}$$

$$\begin{array}{r} 7 \\ +2 \\ \hline \end{array}$$

$$\begin{array}{r} 3 \\ +3 \\ \hline \end{array}$$

$$\begin{array}{r} 5 \\ +5 \\ \hline \end{array}$$

$$\begin{array}{r} 3 \\ +2 \\ \hline \end{array}$$

$$\begin{array}{r} 6 \\ +3 \\ \hline \end{array}$$

$$\begin{array}{r} 9 \\ +1 \\ \hline \end{array}$$

$$\begin{array}{r} 5 \\ +4 \\ \hline \end{array}$$

$$\begin{array}{r} 4 \\ +4 \\ \hline \end{array}$$

$$\begin{array}{r} 6 \\ +2 \\ \hline \end{array}$$

$$\begin{array}{r} 1 \\ +7 \\ \hline \end{array}$$

$$\begin{array}{r} 4 \\ +5 \\ \hline \end{array}$$

$$\begin{array}{r} 3 \\ +3 \\ \hline \end{array}$$

$$\begin{array}{r} 5 \\ +3 \\ \hline \end{array}$$

$$\begin{array}{r} 6 \\ +4 \\ \hline \end{array}$$

$$\begin{array}{r} 7 \\ +2 \\ \hline \end{array}$$

$$\begin{array}{r} 2 \\ +5 \\ \hline \end{array}$$

$$\begin{array}{r} 1 \\ +4 \\ \hline \end{array}$$

$$\begin{array}{r} 5 \\ +5 \\ \hline \end{array}$$

$$\begin{array}{r} 4 \\ +3 \\ \hline \end{array}$$

$$\begin{array}{r} 6 \\ +2 \\ \hline \end{array}$$

$$\begin{array}{r} 8 \\ +2 \\ \hline \end{array}$$

$$\begin{array}{r} 4 \\ +5 \\ \hline \end{array}$$



name \_\_\_\_\_

©SIMPLYkinder

# BASEBALL SUBTRACTION

Solve the math problems.

$$\begin{array}{r} 5 \\ -2 \\ \hline \end{array}$$

$$\begin{array}{r} 7 \\ -3 \\ \hline \end{array}$$

$$\begin{array}{r} 9 \\ -4 \\ \hline \end{array}$$

$$\begin{array}{r} 5 \\ -4 \\ \hline \end{array}$$

$$\begin{array}{r} 6 \\ -1 \\ \hline \end{array}$$

$$\begin{array}{r} 7 \\ -5 \\ \hline \end{array}$$

$$\begin{array}{r} 3 \\ -3 \\ \hline \end{array}$$

$$\begin{array}{r} 8 \\ -3 \\ \hline \end{array}$$

$$\begin{array}{r} 6 \\ -2 \\ \hline \end{array}$$

$$\begin{array}{r} 7 \\ -2 \\ \hline \end{array}$$

$$\begin{array}{r} 8 \\ -6 \\ \hline \end{array}$$

$$\begin{array}{r} 6 \\ -3 \\ \hline \end{array}$$

$$\begin{array}{r} 3 \\ -2 \\ \hline \end{array}$$

$$\begin{array}{r} 10 \\ -7 \\ \hline \end{array}$$

$$\begin{array}{r} 5 \\ -4 \\ \hline \end{array}$$

$$\begin{array}{r} 8 \\ -4 \\ \hline \end{array}$$

$$\begin{array}{r} 10 \\ -3 \\ \hline \end{array}$$

$$\begin{array}{r} 7 \\ -6 \\ \hline \end{array}$$



$$\begin{array}{r} 10 \\ -5 \\ \hline \end{array}$$

$$\begin{array}{r} 7 \\ -1 \\ \hline \end{array}$$

$$\begin{array}{r} 6 \\ -4 \\ \hline \end{array}$$

$$\begin{array}{r} 10 \\ -4 \\ \hline \end{array}$$

$$\begin{array}{r} 5 \\ -2 \\ \hline \end{array}$$

$$\begin{array}{r} 9 \\ -5 \\ \hline \end{array}$$

$$\begin{array}{r} 6 \\ -5 \\ \hline \end{array}$$

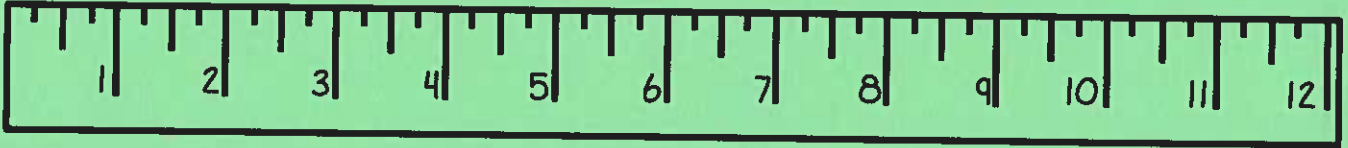
$$\begin{array}{r} 10 \\ -2 \\ \hline \end{array}$$

name \_\_\_\_\_

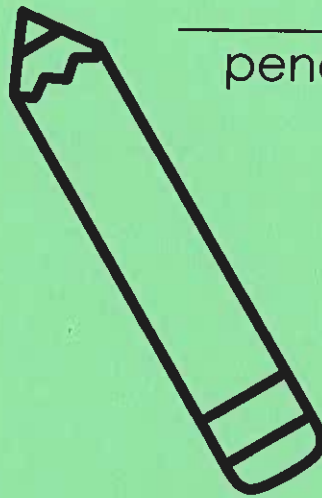
©SIMPLYkinder

# WE CAN MEASURE


Measure these items. Use a real ruler or this smaller ruler if you don't have one at home.



\_\_\_\_\_ fork




\_\_\_\_\_ pencil



\_\_\_\_\_ scissors

\_\_\_\_\_ bowl



\_\_\_\_\_ crayon



\_\_\_\_\_ cup



\_\_\_\_\_ spoon



\_\_\_\_\_ phone

