

name: Kindergartenweek of: March 16th

SEND HOME SUB PLANS

Please follow these plans to work with your child.


* More detailed directions are on the back. *

INITIAL	LITERACY	MATH
DAY 1	<ul style="list-style-type: none"> <input type="checkbox"/> Read To: Splish Splash Spring <input type="checkbox"/> Sight Words: flash card review <input type="checkbox"/> Watch: Learn to Read One Syllable Words <input type="checkbox"/> Practice: Write the words for the picture cards <input type="checkbox"/> Journal: write about playing in the rain <p>* Play all week: Rainbow CVC</p>	<ul style="list-style-type: none"> <input type="checkbox"/> Watch: Let's Get Fit Counting <input type="checkbox"/> Count aloud to 100 and write numbers as high as you can <input type="checkbox"/> Activity: roll 2 dice and add the numbers <input type="checkbox"/> Printable: Flower Addition <p>* Play all week: Ladybug Addition</p>
DAY 2	<ul style="list-style-type: none"> <input type="checkbox"/> Read To: Peep and the Big Wide World: Spring Thing <input type="checkbox"/> Sight Words: rainbow write the words <input type="checkbox"/> Watch: Stretchy the Word Snake <input type="checkbox"/> Practice: Build a Word printable <input type="checkbox"/> Journal: write about a spring 	<ul style="list-style-type: none"> <input type="checkbox"/> Watch: Add Like A Pirate <input type="checkbox"/> Count aloud to 100 and write numbers as high as you can <input type="checkbox"/> Activity: measure 10 items around your house and record it <input type="checkbox"/> Printable: Spring Color By Code
DAY 3	<ul style="list-style-type: none"> <input type="checkbox"/> Read To: The Thing About Spring <input type="checkbox"/> Sight Words: write the room (see directions) <input type="checkbox"/> Watch: Phonics Part 1 (short vowels, consonants, CVC, more) <input type="checkbox"/> Practice: write a sentence for the picture cards (1-6) <input type="checkbox"/> Journal: write about a tree 	<ul style="list-style-type: none"> <input type="checkbox"/> Watch: The Big Numbers Song <input type="checkbox"/> Count aloud to 100 and write numbers as high as you can <input type="checkbox"/> Activity: roll and subtract <input type="checkbox"/> Printable: Take Away Quick
DAY 4	<ul style="list-style-type: none"> <input type="checkbox"/> Read To: When Spring Comes <input type="checkbox"/> Sight Words: sensory play <input type="checkbox"/> Watch: The CVC Word Song <input type="checkbox"/> Practice: write a sentence for the word cards 7-12 <input type="checkbox"/> Journal: write about a spring flower 	<ul style="list-style-type: none"> <input type="checkbox"/> Watch: I Can Count Numbers in Many Ways <input type="checkbox"/> Count aloud to 100 and write numbers as high as you can <input type="checkbox"/> Activity: play greater than / less than (war) with a deck of card <input type="checkbox"/> Printable: Base 10 Flowers
DAY 5	<ul style="list-style-type: none"> <input type="checkbox"/> Read To: And Then It's Spring <input type="checkbox"/> Sight Words: write the words in sentences <input type="checkbox"/> Watch: Everybody's Reading Now <input type="checkbox"/> Practice: The Pet's Leg Printable <input type="checkbox"/> Journal: write about a duck 	<ul style="list-style-type: none"> <input type="checkbox"/> Watch: Let's Learn Our Addition Facts <input type="checkbox"/> Count: aloud to 100 and write numbers as high as you can <input type="checkbox"/> Activity: play number memory <input type="checkbox"/> Printable: Buggy Addition

SEND HOME CENTERS

Create this game to play with your student at home.
Store in a baggie and save to play throughout the year.

RAINBOW CVC

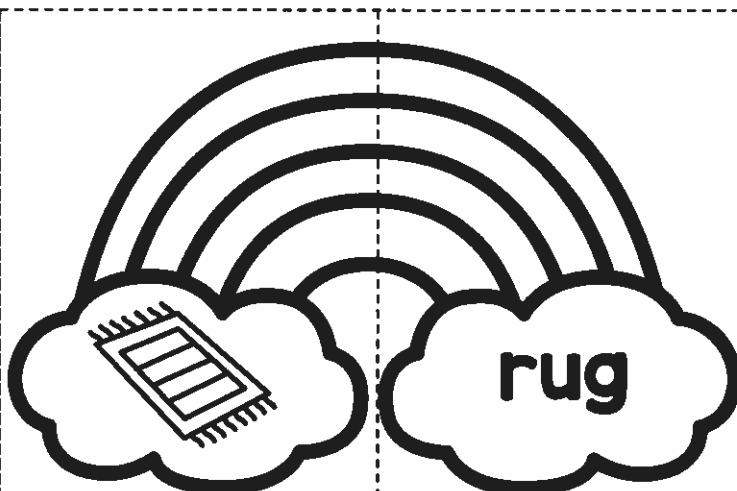

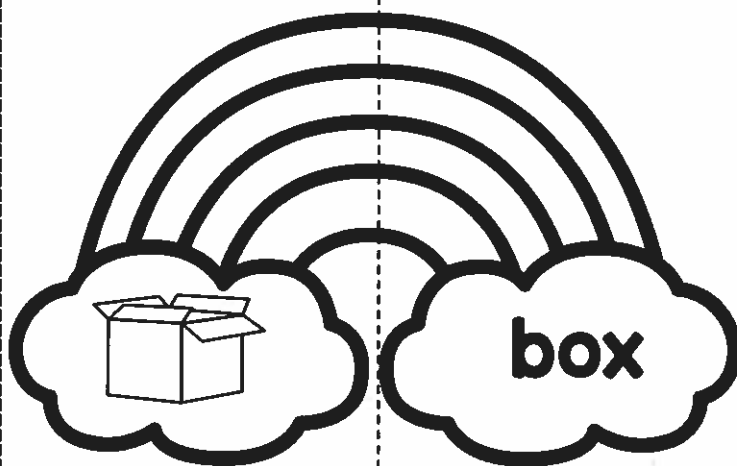







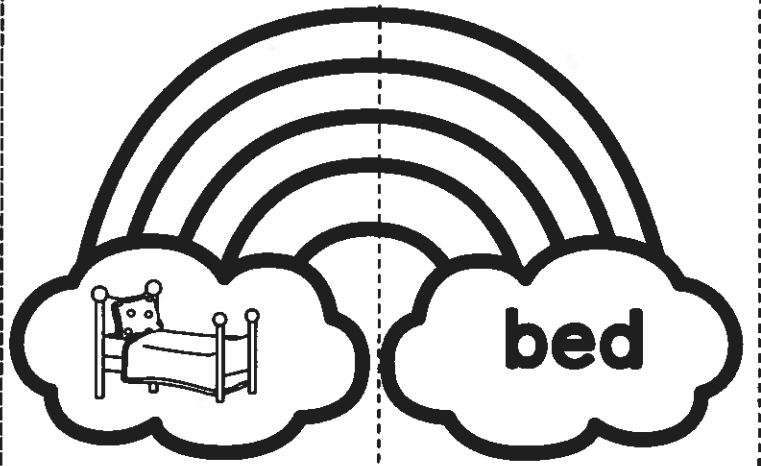

Match the
rainbow halves to
the correct
picture.

©SIMPLYkinder

To prep this game:

Cut and color the center.
Store in a plastic bag and
play all week.






SEND HOME CENTERS

Create this game to play with your student at home.
Store in a baggie and save to play throughout the year.

LADYBUG ADDITION









Choose an addition problem. Find the sum and put the puzzle together.



©SIMPLY kinder

To prep this game:

Cut and color the center. Store in a plastic bag and play all week.

 $5+1$
 6  $4+3$
 7  $3+0$
 3  $6+2$
 8 



$3+1$

4



$7+0$

7




$2+3$

5



$5+5$

10




$9+1$

10



$3+6$

9




$8+2$

10



$3+3$

6



the

me

my

look

here

for


can

see


PICTURE CARDS

dog, sun, fox, bus, bug, net,
bat, box, bed, leg, cat, pig


1




2




3




4



5



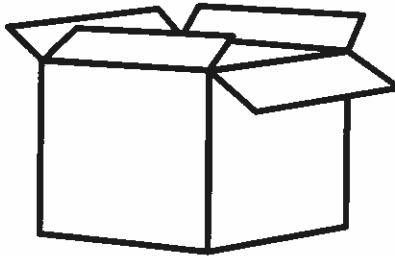
6



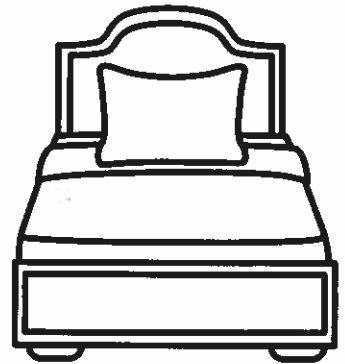
7



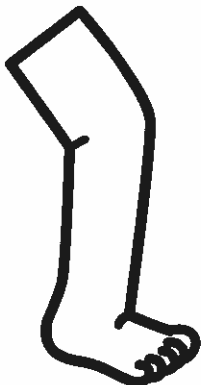
8




9




10



11




12




name _____

WRITE THE WORD


Write the words for the cards.




1



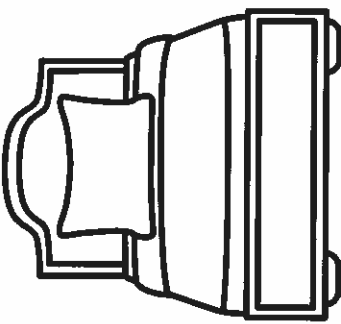
2



3



3



3

4

5

6

7

8

9

10

11

12

name _____

WRITE THE SENTENCE

Write a sentence for the word cards and draw a small picture.

1

2

3

4

5

6

name _____

©SIMPLYkinder

WRITE THE SENTENCE

Write a sentence for the word cards and draw a small picture.

7

8

9


10

11


12

name

SIMPLYkinder Build-A-Word




--	--	--




--	--	--



--	--	--



--	--	--



--	--	--

p

a

u

h

c

e

i

o

e

g

d

t

g

p

t

n

My Pet's Leg

This is my pet. She is in her nest. Her leg is not the best. She has to rest her leg in her nest. It is her bed. She likes her nest.



Answer the questions in complete sentences.


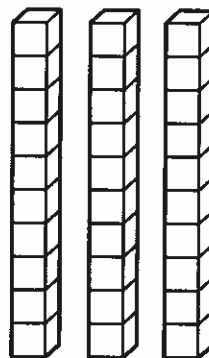

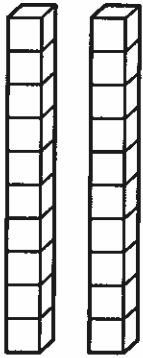
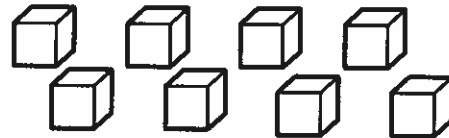

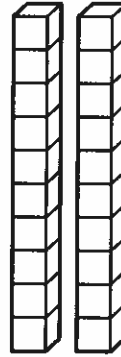

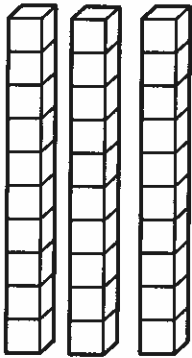

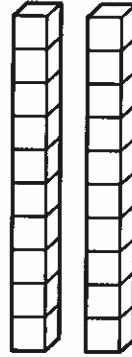

1. Why is the pet in the nest?

2. What does the pet do in the nest?

name _____

BASE TEN FLOWERS

Count the base ten blocks and write the number in the flowers.



BUGGY ADDITION

Use the cutouts to help solve the problems.

$3 + 3 = \underline{\quad}$

$4 + 2 = \underline{\quad}$

$4 + 1 = \underline{\quad}$

$5 + 3 = \underline{\quad}$

$3 + 4 = \underline{\quad}$

$4 + 4 = \underline{\quad}$

$5 + 2 = \underline{\quad}$

$5 + 5 = \underline{\quad}$

$6 + 3 = \underline{\quad}$

$2 + 6 = \underline{\quad}$



$2 + 4 = \underline{\quad}$

$1 + 4 = \underline{\quad}$

$4 + 1 = \underline{\quad}$

$2 + 5 = \underline{\quad}$


©SIMPLYkinder




FLOWER ADDITION

Write the number on the picture and then color them.


2

 $\begin{array}{r} +3 \\ \hline \end{array}$ 


4

 $\begin{array}{r} +4 \\ \hline \end{array}$ 


5

 $\begin{array}{r} +3 \\ \hline \end{array}$ 


7

 $\begin{array}{r} +1 \\ \hline \end{array}$ 


5

 $\begin{array}{r} +4 \\ \hline \end{array}$ 


6

 $\begin{array}{r} +2 \\ \hline \end{array}$ 


4

 $\begin{array}{r} +3 \\ \hline \end{array}$ 


6

 $\begin{array}{r} +3 \\ \hline \end{array}$ 


3

 $\begin{array}{r} +3 \\ \hline \end{array}$ 


4

 $\begin{array}{r} +2 \\ \hline \end{array}$ 

9

 $\begin{array}{r} +1 \\ \hline \end{array}$ 

7

 $\begin{array}{r} +2 \\ \hline \end{array}$ 

Take Away Quick

Solve the math problems as fast as you can.

$$\begin{array}{r} 5 \\ -2 \\ \hline \end{array}$$

$$\begin{array}{r} 6 \\ -2 \\ \hline \end{array}$$

$$\begin{array}{r} 4 \\ -3 \\ \hline \end{array}$$

$$\begin{array}{r} 2 \\ -0 \\ \hline \end{array}$$

$$\begin{array}{r} 7 \\ -2 \\ \hline \end{array}$$

$$\begin{array}{r} 6 \\ -2 \\ \hline \end{array}$$

$$\begin{array}{r} 5 \\ -1 \\ \hline \end{array}$$

$$\begin{array}{r} 7 \\ -5 \\ \hline \end{array}$$

$$\begin{array}{r} 9 \\ -4 \\ \hline \end{array}$$

$$\begin{array}{r} 10 \\ -5 \\ \hline \end{array}$$

$$\begin{array}{r} 7 \\ -3 \\ \hline \end{array}$$

$$\begin{array}{r} 5 \\ -4 \\ \hline \end{array}$$

$$\begin{array}{r} 7 \\ -2 \\ \hline \end{array}$$

$$\begin{array}{r} 8 \\ -4 \\ \hline \end{array}$$

$$\begin{array}{r} 9 \\ -6 \\ \hline \end{array}$$

$$\begin{array}{r} 7 \\ -4 \\ \hline \end{array}$$

$$\begin{array}{r} 6 \\ -4 \\ \hline \end{array}$$

$$\begin{array}{r} 4 \\ -2 \\ \hline \end{array}$$

$$\begin{array}{r} 8 \\ -3 \\ \hline \end{array}$$

$$\begin{array}{r} 6 \\ -5 \\ \hline \end{array}$$

$$\begin{array}{r} 5 \\ -2 \\ \hline \end{array}$$

$$\begin{array}{r} 4 \\ -3 \\ \hline \end{array}$$

$$\begin{array}{r} 10 \\ -7 \\ \hline \end{array}$$

$$\begin{array}{r} 10 \\ -6 \\ \hline \end{array}$$

$$\begin{array}{r} 9 \\ -5 \\ \hline \end{array}$$

$$\begin{array}{r} 8 \\ -3 \\ \hline \end{array}$$

